



Rudd Center Guest Parking Directions

All Rudd Center visitors who are not UConn students, staff or faculty will receive validated parking for the Connecticut Science Center Parking Garage. Please bring your ticket with you to the office upon your visit.

Directions to Science Center Garage

I-91 North to Hartford:

- Take exit 29A (Capitol Area, exit to the left)
- Continue onto the Whitehead Highway and take first exit on the right (Columbus Boulevard)
- Turn right onto Columbus Boulevard and proceed 0.2. miles past the Marriott Hotel
- Turn right onto Grove Street
- The entrance to the Science Center Garage is on the left

I-91 South to Hartford:

- Take exit 29A (Capitol Area, exit to the left)
- Merge onto the Whitehead Highway and take first exit on the right (Columbus Boulevard)
- Turn right onto Columbus Boulevard and proceed 0.2. miles past the Marriott Hotel
- Turn right onto Grove Street
- The entrance to the Science Center Garage is on the left

I-84 East to Hartford:

- Take Exit 50 (Main Street)
- Go through 3 lights. At the 4th light, turn right onto Columbus Boulevard
- Cross State Street, and make the first left after the Science Center onto Grove Street.
- The entrance to the Science Center Garage is on the left


I-84 West to Hartford:

- Exit 54 (Downtown Hartford)
- Merge onto CT-2 and proceed .85 miles.
- After the Founders Bridge, crossing the CT River, make the first left onto Columbus Boulevard
- Take a left at the next light, after passing the Science Center.
- The entrance to the Science Center Garage is on the left


Walking Directions

Walking Directions from Science Center Garage to Rudd Center office (approximately 5 minutes):

- Take the elevator from your garage level to the lobby level of the Science Center
- Exit the elevator and turn left. After you pass the gift shop, turn left again towards the Froyo World Exit. When you exit the glass doors, you will be on Constitution Plaza (above street level).




- Turn left and walk over the bridge toward the Old State House and Constitution Plaza.



- You will see the Phoenix Life Insurance “boat building” on your left. As soon as you pass that building, turn right and you will cross another bridge over the road.



- Our building is the first high rise on the left. You will see a large water fountain in the middle of the plaza on your right. After you pass the fountain, you will see an entrance to the building. There is a sign for Shipman & Goodwin near the revolving door.



- Enter the revolving door, go down the stairs, and turn left into the lobby. Check in with the security desk on your left and then proceed to the elevators. We are on the 6th floor.